

# PROVIDENCE AMERICAN RESCUE PLAN ACT ORDINANCE

## SUMMARY

Providence received \$166 million dollars from the U.S. Treasury to make a transformative investment in our City's future between now and 2024. American Rescue Plan funds can be used to respond to the COVID-19 public health emergency or its negative economic impacts.

The COVID-19 pandemic created an economic and public health crisis, especially felt in Providence's hardest hit communities. People of color, immigrants and low-wage workers in Providence, and across the state, have been deeply impacted.

That is why the City of Providence is committed to a recovery that centers racial equity, sustainability, and an inclusive economy. The Providence Rescue Plan is part of a larger federal coordinated effort to bring direct and immediate relief to families and workers.

In May 2021, the City of Providence created the COVID-19 Recovery and Resiliency Task Force, made up of Providence community leaders, to provide recommendations on how to use the City's ARPA funds, with a commitment to community engagement and ensuring that funding goes where it is needed most.

In addition to the work of the Task Force, the City of Providence directly engaged community members through surveys and business roundtables to inform spending decisions.

**TOTAL ARPA BUDGET ORDINANCE: \$166,314,129.10**

### CITY OF PROVIDENCE ARPA FUNDING OVERVIEW

<b>Direct federal allocation:</b>	\$131,373,965.00
<b>County-level allocation via State:</b>	\$34,940,164.10
<b>TOTAL FUNDS:</b>	\$166,314,129.10

### PVD RESCUE PLAN COMMUNITY ENGAGEMENT FACTS

August to November 2021 Timeline	1,111 Survey respondents
285 Community Listening Sessions attendees	64 Business Roundtable attendees
60 Task Force public meetings attendees	88 Community proposals


# INVESTMENTS OVERVIEW

## Arts, Tourism and Hospitality



\$10,500,000

## Business and Economic Development



\$9,790,000

## City Services and Infrastructure



\$15,300,000

## Sustainability



\$7,700,000

## Housing and Homelessness



\$28,600,000

## Racial Equity



\$13,100,000

## Youth and Community




\$20,950,339

## Revenue Recovery



\$56,153,790

## Administration of Funds



\$4,220,000



## ARTS, TOURISM AND HOSPITALITY: **\$10,500,000**

Ensure the continued development of a vibrant and creative city by integrating arts and culture into community life while showcasing Providence as an international cultural destination.

<b>Arts, Culture, and Special Events Support</b>	<b>\$1,225,000</b>
<b>PVDFest Producing Partner, FirstWorks</b>	<b>\$275,000</b>
<b>Cultural Facilities</b>	<b>\$2,500,000</b>
<b>Public Art to Encourage Tourism</b>	<b>\$800,000</b>
<b>Tourism Marketing</b>	<b>\$700,000</b>
<b>Providence-Warwick Convention &amp; Visitors Bureau</b>	<b>\$700,000</b>
<b>Roger Williams Park Gateway</b>	<b>\$4,000,000</b>
<b>Waterfire, Inc.</b>	<b>\$300,000</b>

<b>TOTAL ARTS, TOURISM AND HOSPITALITY INVESTMENT:</b>	<b>\$10,500,000</b>
--	---------------------



## BUSINESS AND ECONOMIC DEVELOPMENT: **\$9,790,000**

Create economic opportunity for all of the city's residents, and support Providence businesses to grow and hire locally with a focus on supporting minority, women, people with disabilities and veteran-owned businesses and industries devastated by the economic impacts of COVID-19.

<b>COVID-19 Adaptive Reuse Program</b>	<b>\$1,400,000</b>
<b>Hardest Hit Community Organizations</b>	<b>\$300,000</b>
<b>Shared Use Infrastructure Grant Program</b>	<b>\$270,000</b>
<b>Workforce Development for COVID-19 Impacted Individuals</b>	<b>\$820,000</b>
<b>Relief for Small Business in Providence</b>	<b>\$7,000,000</b>

<b>TOTAL BUSINESS AND ECONOMIC DEVELOPMENT INVESTMENT:</b>	<b>\$9,790,000</b>
--	--------------------



## CITY SERVICES AND INFRASTRUCTURE: **\$15,300,000**

Support the city in successfully revitalizing our public infrastructure and implementing economic relief programs with investments in technology, systems and public spaces.

<b>Cybersecurity and Information Technology Investments</b>	<b>\$1,500,000</b>
<b>Parks and Recreation Capital Investment</b>	<b>\$3,500,000</b>
<b>Downtown Open Spaces in Qualified Census Tracts (QCTs)*</b>	<b>\$10,300,000</b>
<b>TOTAL CITY SERVICES AND INFRASTRUCTURE INVESTMENT:</b>	<b>\$15,300,000</b>

\* Qualified Census Tracts (QCTs) are defined as any census tract (or equivalent geographic area defined by the Bureau of the Census) in which at least 50% of households have an income less than 60% of the Area Median Gross Income



## SUSTAINABILITY: **\$7,700,000**

Provide a better quality of life for all residents while ensuring adequate community infrastructure to respond to and prepare for the impacts of climate change in the City's frontline communities and to support the growth of green economic sectors within the City.

<b>Resiliency Infrastructure in Frontline Communities</b>	<b>\$1,700,000</b>
<b>Stormwater and Sewer Repair</b>	<b>\$3,000,000</b>
<b>Street Sweeping and Sewer Repair</b>	<b>\$3,000,000</b>

**TOTAL SUSTAINABILITY INVESTMENT: \$7,700,000**



## HOUSING AND HOMELESSNESS: **\$28,600,000**

Respond to the current housing crisis in the short term, and implement a long-term strategy to end housing insecurity and homelessness in the City, addressed in collaboration with community, state, and federal partners.

<b>Affordable Housing Development</b>	<b>\$17,000,000</b>
<b>Home Repair Program</b>	<b>\$3,000,000</b>
<b>Affordable and Alternate Housing Programming</b>	<b>\$500,000</b>
<b>Emergency Housing Solutions</b>	<b>\$1,000,000</b>
<b>Expand Rapid Rehousing</b>	<b>\$4,000,000</b>
<b>Right to Counsel</b>	<b>\$600,000</b>
<b>Permanent Supportive Housing</b>	<b>\$2,000,000</b>
<b>Homelessness Intervention</b>	<b>\$500,000</b>

<b>TOTAL HOUSING AND HOMELESSNESS INVESTMENT:</b>	<b>\$28,600,000</b>
---	---------------------



## RACIAL EQUITY: **\$13,100,000**

Address historic inequities with intersectional investments including braiding from other categories to ensure equity across all ARPA programs and funding.

<b>COVID-19 Inequities Program</b>	<b>\$10,000,000</b>
<b>Direct Relief to Providence Residents</b>	<b>\$500,000</b>
<b>Facilities Development Program</b>	<b>\$2,600,000</b>
<b>TOTAL RACIAL EQUITY INVESTMENT:</b>	<b>\$13,100,000</b>





## YOUTH AND COMMUNITY: **\$20,950,339**

Ensure Providence's youth have access to safe learning environments, robust options for out-of-school programs, and equal opportunity to succeed academically and professionally. Community investments support the social, economic, and cultural fabric of our communities and provide the infrastructure needed to bring people together and to address gaps of access and opportunity.

<b>Justice Reform</b>	<b>\$2,950,000</b>
<b>Anti-Violence Investments</b>	<b>\$2,000,000</b>
<b>Mentoring Program</b>	<b>\$1,100,000</b>
<b>Non-Violence Training</b>	<b>\$500,000</b>
<b>Year-Round Youth Jobs</b>	<b>\$1,000,000</b>
<b>Providence Talks, Federal Hill House</b>	<b>\$283,000</b>
<b>Pre-K and Early Childhood Infrastructure Fund</b>	<b>\$500,000</b>
<b>Providence Community Library</b>	<b>\$1,500,000</b>
<b>Providence Public Library</b>	<b>\$100,000</b>
<b>Food Security Infrastructure Planning</b>	<b>\$250,000</b>
<b>Food Security Grant Program</b>	<b>\$250,000</b>
<b>Elderly Service Supports</b>	<b>\$1,000,000</b>



## YOUTH AND COMMUNITY: **\$20,950,339**

---

Grants to Community Centers	\$2,650,000
Capital Investments-Recreation Centers	\$3,000,000
Summer Camp for Providence Residents	\$600,000
Summer Jobs for Providence Youth	\$1,000,000
Night Basketball	\$80,000
Early Learning Infrastructure	\$1,000,000
Youth and Family Broadband Access	\$1,000,000
Providence Center	\$187,339

---


**TOTAL YOUTH AND COMMUNITY INVESTMENT: \$20,950,339**



**REVENUE RECOVERY: \$56,153,790**

In accordance with eligible uses of American Rescue Plan funds, revenue recovery funds are used to replace public sector revenue loss due to the COVID-19 pandemic.

<b>ARPA Funds Used to Address Revenue Loss in FY22 Budget:</b>	<b>\$19,457,352</b>
<b>ARPA Funds Used to Address Revenue Loss in FY23 Budget:</b>	<b>\$16,513,280</b>
<b>Infrastructure Projects Funded Through Revenue Recovery:</b>	<b>\$8,697,000</b>
Hurricane Barrier	<b>\$3,000,000</b>
Roger Williams Park Zoo Capital Investments	<b>\$1,500,000</b>
City Park Investments	<b>\$400,000</b>
Sidewalk Improvements	<b>\$3,797,000</b>
<b>ARPA Funding available to address revenue loss in future budgets:</b>	<b>\$11,486,158</b>
<b>TOTAL REVENUE RECOVERY INVESTMENT:</b>	<b>\$56,153,790</b>



## ADMINISTRATION OF FUNDS: **\$4,220,000**

Support efficient and equitable deployment of ARPA funds to ensure maximum community impact through program design and deployment, outcome tracking and compliance oversight.

<b>FY22 Administrative Expenditures</b>	<b>\$1,220,000</b>
<b>FY23&amp;24 Administrative Expenditures</b>	<b>\$2,700,000</b>
<b>Independent Auditor</b>	<b>\$300,000</b>
<b>TOTAL ADMINISTRATION OF FUNDS INVESTMENT:</b>	<b>\$4,220,000</b>